

College

School of Nursing and Health Sciences

Program Mission:

Measures:

Piedmont Goal Reference: GOAL 6.

SLO 3

Measures:

Description					
Outcome	Overall Program Effectiveness				
Sample					
Program					
Objectives Measured	PG1;Non-SLO;M1	PG1;Non-SLO;M1			

Narrative	

Description	
Outcome	
Target	
Sample	
Program	

PG1;Non-SLO;M2,3

PG

95

students enrolled met the target rubric score

15

skills. Theory or model integration continues to be problematic for some students, which should be addressed in future offeri

Narrative

	5/5
Plan	<ul style="list-style-type: none"> No changes are planned; this assignment will be given again in its current form.
Timeline for Improvement	<ul style="list-style-type: none"> These data will be next collected in spring 202

Description	
Outcome	
Target	80% of students will score 3.5 on the rubric
Sample	rolled in HSCS2301
Program	
Objectives Measured	PG2;SLO1;M1

Description	

Target

Description	Alumni Survey
-------------	---------------

Outcome

	HCAD: 2/2 SFAD: 1/1	HCAD: 1/2 SFAD:1/1
Plan	x The survey will be sent to graduates again in Fall 2025.	
Timeline for Improvement	x HLSCThis survey will be distributed in Fall 2025. (A. Dondanville)	

Description	Internship Reflection Paper
-------------	-----------------------------

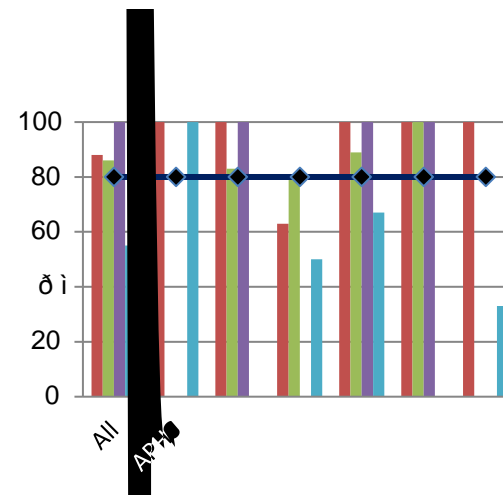
Outcome

goals. This assessment measure will be used again in 2021-2022. It is important to note that this measure is on a 4

Description	Capstone Paper
Outcome	Through civic engagement, personal growth, and ethical reasoning, students will demonstrate responsible, global citizenship by high

Objectives
measured

PG4;SLO3;SLO4



	Average Score	
--	---------------	--

While this target was not met overall at } v o Ç m̄ target (- ð ð) this number reflects lack of student effort rather than lack of ability. The twf.naeac th:

Narrative

Program

APHS

CVTE

	APHS2/2 CVTE: 2/2 EXSS: 3/3 HCAD: 1/1 SFAD3/3
Plan	<ul style="list-style-type: none"> x Continue to require this assignment in its current form. x Continue with group scoring in spring 2022 where all faculty assess all presentations, with students earning the score in each category
Timeline for Improvement	<ul style="list-style-type: none"> x Group/meanscoring will be continued in spring 2022 (all faculty)

Average Score	
	Target
Concept	4.0
Content	4.0
Quality	4.0
Use of Evidence	4.0



Average Score	

Narrative

Passion (entire course) was moved to HSCS2220 (the replacement course) in spring 2020.

APHS: 010
 CVTE: 010
 EXSS: 010

	HCAD:ííí SFAD:vI KšZ ŒW îîî
Plan	x dZ ••]Pvu vř v Œµ Œ] Á]b ðîî µ• P]v]v x dZ ••]Pvu vř]v•š Œµ š}}v• Á]oo µ% š š} u}Œ o ŒoÇ and hšv(t)at Á]Zmšatp(}Œ u š}}v •Z}µo %Œ • vř š} šZ š ŒP š µ] v Œ P Œrative. šZ Œ • u vř}}v]v š
Timeline for Improvement	x dZ • š Á]oo v Æšîî}ó-fošš]v fall

Description	Kinesiology Project Paper																																																					
Outcome	Students will work collaboratively through interprofessional teams to provide or accommodate quality care to clients across a variety of settings, while respecting the diversity of individuals, groups, and communities.																																																					
Target	80%																																																					
Sample	Students enrolled in HSCS2221																																																					
Program	APHS	Pre-ATRG	CVTE	EXSS	HCAD	SFAD																																																
Objectives Measured	PG3;SLO2;M1	PG3; SLO2; M1		PG3;SLO2;M1		PG3;SLO2;M1																																																
	<table border="1"> <thead> <tr> <th></th> <th>Target</th> <th>Fall 2017</th> <th>Spring 2019</th> <th>Spring 2020</th> <th>Fall 2020</th> </tr> </thead> <tbody> <tr> <td>All Students</td> <td>80</td> <td>91</td> <td>79</td> <td>100</td> <td>94</td> </tr> <tr> <td>APHS</td> <td>80</td> <td>100</td> <td>79</td> <td>100</td> <td>100</td> </tr> <tr> <td>ATRG</td> <td>80</td> <td>88</td> <td>79</td> <td>100</td> <td>94</td> </tr> <tr> <td>EXSS</td> <td>80</td> <td>92</td> <td>100</td> <td>100</td> <td>100</td> </tr> <tr> <td>SFAD</td> <td>80</td> <td>100</td> <td>100</td> <td>100</td> <td>100</td> </tr> </tbody> </table>							Target	Fall 2017	Spring 2019	Spring 2020	Fall 2020	All Students	80	91	79	100	94	APHS	80	100	79	100	100	ATRG	80	88	79	100	94	EXSS	80	92	100	100	100	SFAD	80	100	100	100	100												
	Target	Fall 2017	Spring 2019	Spring 2020	Fall 2020																																																	
All Students	80	91	79	100	94																																																	
APHS	80	100	79	100	100																																																	
ATRG	80	88	79	100	94																																																	
EXSS	80	92	100	100	100																																																	
SFAD	80	100	100	100	100																																																	
	<p style="text-align: center;">Average Score</p> <table border="1"> <thead> <tr> <th></th> <th>Target</th> <th>Fall 2017</th> <th>Fall 2019</th> <th>Spring 2019</th> <th>Spring 2020</th> </tr> </thead> <tbody> <tr> <td>General Style and Organization</td> <td>4.0</td> <td>4.21</td> <td>4.17</td> <td>4.64</td> <td>4.94</td> </tr> <tr> <td>Grammar and Word Choice</td> <td>4.0</td> <td>4.29</td> <td>4.11</td> <td>4.64</td> <td>4.94</td> </tr> <tr> <td>Introduction</td> <td>4.0</td> <td>4.48</td> <td>4.48</td> <td>4.00</td> <td>4.69</td> </tr> <tr> <td>Methods/Project Description</td> <td>4.0</td> <td>4.14</td> <td>4.67</td> <td>4.67</td> <td>4.94</td> </tr> <tr> <td>References & In-text Citations</td> <td>4.0</td> <td>4.14</td> <td>4.14</td> <td>4.67</td> <td>4.94</td> </tr> <tr> <td>Recommendations</td> <td>4.0</td> <td>4.14</td> <td>4.14</td> <td>4.67</td> <td>4.94</td> </tr> <tr> <td>Use of Evidence</td> <td>4.0</td> <td>4.11</td> <td>4.17</td> <td>4.67</td> <td>4.94</td> </tr> </tbody> </table>							Target	Fall 2017	Fall 2019	Spring 2019	Spring 2020	General Style and Organization	4.0	4.21	4.17	4.64	4.94	Grammar and Word Choice	4.0	4.29	4.11	4.64	4.94	Introduction	4.0	4.48	4.48	4.00	4.69	Methods/Project Description	4.0	4.14	4.67	4.67	4.94	References & In-text Citations	4.0	4.14	4.14	4.67	4.94	Recommendations	4.0	4.14	4.14	4.67	4.94	Use of Evidence	4.0	4.11	4.17	4.67	4.94
	Target	Fall 2017	Fall 2019	Spring 2019	Spring 2020																																																	
General Style and Organization	4.0	4.21	4.17	4.64	4.94																																																	
Grammar and Word Choice	4.0	4.29	4.11	4.64	4.94																																																	
Introduction	4.0	4.48	4.48	4.00	4.69																																																	
Methods/Project Description	4.0	4.14	4.67	4.67	4.94																																																	
References & In-text Citations	4.0	4.14	4.14	4.67	4.94																																																	
Recommendations	4.0	4.14	4.14	4.67	4.94																																																	
Use of Evidence	4.0	4.11	4.17	4.67	4.94																																																	

Description	Kinesiology Project Presentation
-------------	----------------------------------

Outcome

	<p style="text-align: center;">Average Score</p> <p style="text-align: center;">Target Fall 2017 Spring 2019 Spring 2020 Fall 2020</p> <p style="text-align: center;">4.65 4.63 no data 4.45</p> <p style="text-align: center;">*no data collected in 2019-2020 due to COVID19</p>	
Narrative	<p>of students met the scoring threshold. The lower scores were primarily due to poor description of their skill's performance and anatomic analyses. Four of the students who fell below the mark did not finish their presentations, earning no credit for portions which were not covered during their allotted time. The students simply chose not to do both of those two rubric sections in their presentation.</p> <p>APHS4/6 Pre-ATRG 1/4 EXSS2/2 SFAD: i i i</p>	
Plan	<p>x The presentation will be included in fall 2021, and</p>	
Timeline for Improvement	<p>x These plans will be enacted in fall 2021</p>	

Description

Sport Nutrition Project Paper

	Average Scores	
	Average Content Scores	
Narrative	<p>This target was met overall at 92% (11/12), which represents a 2-point improvement from last year. This largely due to the move from fall to spring. All but one student had completed exercise physiology, which allowed for more advanced concepts to be covered in detail. It was clear that students' comprehension of advanced concepts contributed to this change. While all HLSC major students met the target, two students with other majors did not. This could be due to less preparation in the main professional content.</p> <p>APHS: 11/12 EXSS: 4/4 SFAD: 2/2 Other: 0/1</p>	


Plan

x Continue to ensure all students met the target, met the target:

	x The assignment will be given as is again.
Timeline for Improvement	x The next data collection period is spring 2022 (G. Ryan)

Description	Sport Nutrition Project Presentation
-------------	--------------------------------------

Outcome Students will work collaboratively through interprofessional teams to provide or accommodate quality care to clients across t




Description	Health Policy and Law Project Paper					
Outcome	Students will work collaboratively through interprofessional teams to provide or accommodate quality care to clients across a variety of Research Methods through Formal Projects and Exercises)					
Target	ôì9 }(•šµ vš• Á]oo • }œ and Section sizes of µ È]œ P H ð Xi }À œ oo					
Sample	^šµ vš• vœ}oo]v ,^ ^ð ð í í					
Program	APHS	ATHL	CVTE	EXSS	HCAD	SFAD

	<p style="text-align: center;">Average Score</p> <p style="text-align: center;">Target 2020</p> <table border="0"> <tr> <td>Background</td> <td>3.88</td> </tr> <tr> <td>Landscape</td> <td></td> </tr> <tr> <td>Options</td> <td></td> </tr> <tr> <td>Problem Statement</td> <td></td> </tr> <tr> <td>Recommendations</td> <td>3.25</td> </tr> </table>	Background	3.88	Landscape		Options		Problem Statement		Recommendations	3.25	
Background	3.88											
Landscape												
Options												
Problem Statement												
Recommendations	3.25											
	<p style="text-align: center;">Average Score</p>											


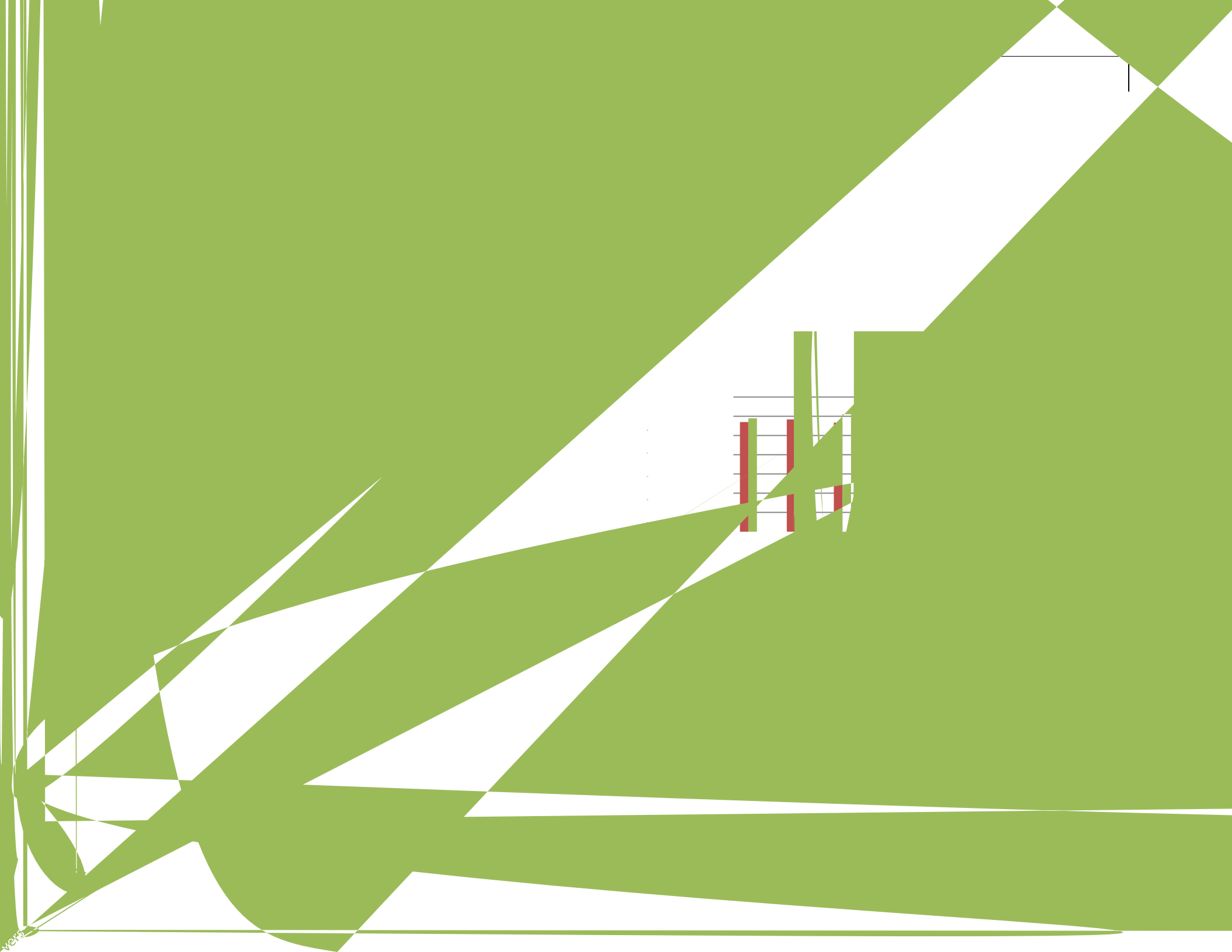
This goal was not met overall as only 9% of students in FCE did not submit the assignment. This represents a 3% reduction from last year and 0% of students in FCE did not submit the assignment.

Narrative

<p>Results</p>	<p style="text-align: center;">Target</p> <table border="0" style="margin-left: auto; margin-right: auto;"> <tr> <td></td> <td style="text-align: center;">Target</td> <td style="text-align: center;">2019</td> <td style="text-align: center;">2020</td> <td style="text-align: center;">2020</td> </tr> <tr> <td>All</td> <td style="text-align: center;">80</td> <td style="text-align: center;">80</td> <td style="text-align: center;">80</td> <td style="text-align: center;">80</td> </tr> <tr> <td>APHS</td> <td style="text-align: center;">80</td> <td style="text-align: center;">80</td> <td style="text-align: center;">80</td> <td style="text-align: center;">80</td> </tr> </table> <p style="text-align: center;">CV</p> <div style="text-align: center; margin: 20px 0;">  </div> <p style="text-align: center;">*data disaggregated for summer/fall beginning</p>		Target	2019	2020	2020	All	80	80	80	80	APHS	80	80	80	80	
	Target	2019	2020	2020													
All	80	80	80	80													
APHS	80	80	80	80													
	<p>Average Score</p>																
<p>Narrative</p>	<p>This goal is to ensure that all students are capable of providing high quality work for presentations, it is confounding that it does not translate to the written projects.</p> <p>APHS: 2/2 sd W ílí , W ílí</p>																

	<p>Other HLSC: 3/3 ^μuu Œ ,>^ W íí ^μuu Œ KšZ ŒW íí Summer CVTE: 8/8</p>
Plan	<p>x Continue to offer the assignment as designed, while building on the skills necessary to translate the content to a written format.</p>

Timeline for



	Targets	
--	---------	--

Average Score

	Do you plan to complete additional degrees?	Have you completed (or plan to complete) additional professional certifications before or after graduating from Piedmont College?
CVTE Clinical Year Results	Targets	
	Attribute Average Score	

Narrative
HLSC

The overall target was not met, as 89% (8/9) of students rated the program as improved. Four of six programs with survey responses met or exceeded the target, but CVTE.BS and EXSS (40%) majors brought the average down. These two majors have historically rated the program lower than the other (63% v 33%). It is possible that the traditionally very difficult non-HLSC courses that EXSS students take in the senior year (Physics, Organic Chemistry, and Biochemistry) reduce students' overall perception/satisfaction with school. 90% report having postgraduation placement secured.

APHS: 100% ~ 100%
CVTE.BS: 40% ~ 100%
CVTE.ND: 100% ~ 100%
EXSS: 40% ~ 100%
HCAD: 100% ~ 100%

	<p>based Physics $\langle \mu v \quad P] v v] v P] v \& o o \hat{i} \hat{i} \hat{i}$</p> <p>x HCAD: This program is declining enrollment and may be discontinued (TBD by the CFO)</p>
<p>Timeline for Improvement</p>	<p>x Z •••• o o %o } P } u • • %o } v P \hat{i} \hat{i} \hat{i} \hat{i} \sim o o (\mu o \check{s} \check{C} •</p>

	Students enrolled in HSCS4410

	APHS	CVTE	EXSS	HCA24.5..24 ref C6 1 g 540.84 424.56 10Tc 0	
	PG4;SLO3;M1	PG4;SLO3;M1 QEP1	PG4;SLO3;M1 QEP1	PG4;SLO3;M1 QEP1	PG4;SLO3;M1 QEP1

Results	<p>Percent on Target</p> <p>Target 80 2018 2019 2020</p> <p>48 100</p>				
---------	--	--	--	--	--

	Average Scores				
--	----------------	--	--	--	--

Narrative This target was met overall at 100% (11/11), which represents a 17 point increase over last year. The CVTE and HCA students showed the most

respectively. Additionally, more students reported using the writing center tutors than in previous terms, and the use of HLHP graduate students as “mentors” appears to be helpful.

APHS2/2

CVTE: 27

EXSS: 11

HCAD: 17

SFAD: 11

Results	Percent on Target	
	Average Scores	
Narrative	<p>While this target was almost met overall (3% (3 point from threshold) it represents a 6 point decline from last year. There was little change for EXSSd APHS students, but CVTE declined- 11 v ^ 8 from last year to fall well below the target. Since the average score and most rubric areas remained the same or improved, the decline is attributed to students' inability to meet their allotted speaking time, with most exceptions Ç v Ç o Ç ñ i 9 X</p> <p>APHS2/2 CVTE1/2 EXSS1/1 HCAD: 1/1 SFAD: 1/1</p>	

- The adF103E004B5(S) 21-023547.56325 0 07421952408124 (48.41(4136243120.89 6072-83)05/1508128)940 65 01Eg 36.24 0 0.98.6

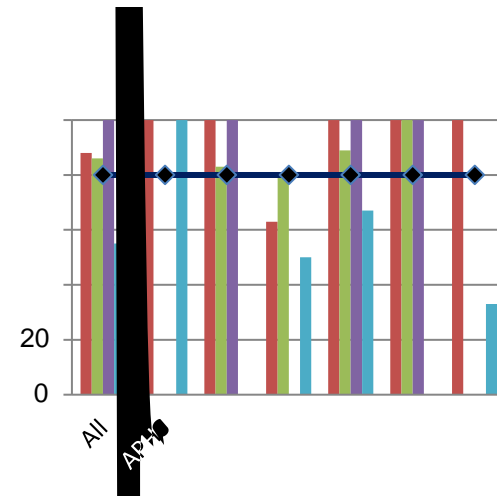
Plan

Improvement	
-------------	--

Description	
Outcome	

Objective
measured

PG4;SLO3;M2



--	--	--

Narrative

Program

Plan	<ul style="list-style-type: none">••
Timeline for Improvement	<ul style="list-style-type: none">•

Description	

--	--	--

Narrative